

# PIPES

Product Catalog

2020  
v3.0

 **NETAFIM**™  
GROW MORE WITH LESS





## / Contents

### → PE PIPES

STANDARD IRRIGATION PE PIPES .....	5
IRRIGATION PE TUBES & MICRO-TUBES .....	7

### → BLANK DRIPPERLINES

BLANK DRIPPERLINES .....	10
--------------------------	----

### → FLEXNET™ FLEXIBLE PIPES

FLEXNET™ & FLEXNET™ HP .....	12
FLEXNET™ CATALOG NUMBERS .....	14
FLEXNET™ PIPES WITH INTEGRAL WELDED CONNECTORS.....	14
FLEXNET HP™ BLANK PIPES CATALOG NUMBERS.....	15
FLEXNET HP™ PIPES WITH INTEGRAL WELDED CONNECTORS.....	15
FLEXNET™ TO DRIPPERLINES CONNECTORS .....	16
START CONNECTORS FOR 12 MM TWD/MWD DRIPPERLINES.....	16
START CONNECTORS FOR 16 MM TWD/MWD DRIPPERLINES.....	16
START CONNECTORS FOR 22 & 25 MM TWD/MWD DRIPPERLINES .....	17
START CONNECTORS FOR 16/17 MM HWD DRIPPERLINES.....	17
FLEXNET™ COMPLEMENTARY PRODUCTS.....	17
FLEXNET™ CONNECTORS KITS.....	18
FLEXNET™ CONNECTOR THREADING TOOLS .....	20
FLEXNET™ SPARE PARTS .....	21
LAYING AND RETRIEVING MACHINE.....	21
FLEXNET™ ACCESSORIES FOR SPRINKLERS SYSTEM .....	22

Products appearing in this catalogue may be covered by one or more of the following US Patent Nos. 7644735, 7410108 and other U.S. patents pending or corresponding issued or pending foreign patents. All rights are reserved. You are specifically prohibited and not allowed to reproduce, copy, duplicate, manufacture, supply, sell, hire, distribute or adapt all or any part of this publication including any packaging. Netafim™, are trademarks of Netafim™ Ltd., registered in the U.S. and other countries. We endeavor to provide accurate, quality and detailed information. However we cannot accept liability for your reliance on the provided information and you are advised to independently seek professional advice from Netafim™ and/or its authorized representatives. There is no undertaking by us that the provided information or any part thereof is accurate, complete or up to date. Mention of third-party products is for informational purposes only and constitutes neither an endorsement nor a recommendation. Netafim™ assumes no responsibility with regard to the performance or use of these products. In no event shall Netafim™ be liable for any indirect, incidental, special or consequential damages.

# PE PIPES

Polyethylene pipes, tubes and micro-tubes for use in agricultural irrigation systems, water delivery systems, sprinkler and micro-sprinkler stands, assembly dripper sets, and automation application.



Superb Quality



High Durability



ISO 8779 Certified

## Benefits & Features

- ✓ All pipes are manufactured with UV and oxidation protection, making them durable to solar radiation without significant damage for many years
- ✓ Microorganisms or fungi do not attack PE pipes, either internally or externally
- ✓ PE pipes are resistant to saline water, acid or alkaline solutions (excluding highly concentrated solutions) and to most substances employed in agricultural applications
- ✓ Available in standard coil lengths, large diameter reels or pipe rods, to meet specific requirements
- ✓ Made with quality low or medium density polyethylene resin, especially formulated to resist cracking and kinking, and to ensure long-term reliability
- ✓ Precision manufacturing to ensure the uniformity of internal diameter and wall thickness

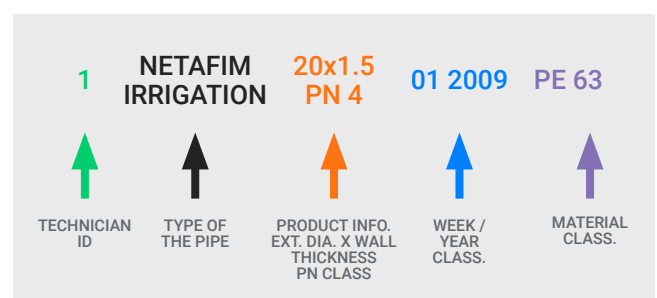
## Specifications & Recommendations

- Standard irrigation pipes, produced according to Israeli Standard SI 8779 that fits the International Standard ISO 8779
- Tubes and Micro-tubes 3x5, 4x6.5, 6x8 and 9x12 mm, produced according to Netafim™ quality standards for drippers, sprinkler and micro-sprinkler stands
- Micro-tubes 8 mm, produced according to Netafim™ quality standards for hydraulic command and automation systems

### → MARKING

Each pipe can be identified by its external diameter and by its class (2.5, 4, 5 or 6 bar). On each 1 meter of the pipe there is a mark that represents the following:

### → STANDARD IRRIGATION PIPES






## STANDARD IRRIGATION PE PIPES TILE COILS

MODEL	PIPE OD (MM)	PN (CLASS)	MAX. WORKING PRESSURE (BAR)	MIN. WALL THICKNESS* (MM)	I.D (MM)	MATERIAL CLASS.	TIE COILS PIPE LENGTH				
							25 METER	50 METER	100 METER	200 METER	400 METER
16/4	16	4	4	1	14.0	PE40	40500-004110	40500-004210	40500-004310	40500-004410	40500-004510
20/4	20	4	4	1.2	17.6	PE40	40500-004810	40500-004910	40500-005010	40500-005110	40500-005130
25/4	25	4	4	1.5	22.0	PE40	40500-005510	40500-005610	40500-005710	40500-005910	
32/4	32	4	4	1.3	29.4	PE63	40500-006205	40500-006310	40500-006410		
32/4 SOFT	32	4	4	2.4	27.2	PE32			40500-006430		
32/6	32	6	6	2.0	28.0	PE63		40500-010610	40500-010710		
40/4	40	4	4	1.6	36.8	PE63		40500-006700	40500-006900	40500-007000	N/A
40/4 SOFT	40	4	4	3.0	34.0	PE32			40500-007400		N/A
40/5	40	5	5	1.9	36.2	PE63			40500-007450		N/A
40/6	40	6	6	1.6	36.8	PE100		40550-004639	40550-004640		N/A
50/4	50	4	4	2.0	46.0	PE63		40500-007600	40500-007800		N/A
50/4 SOFT	50	4	4	3.7	42.6	PE32		40500-008200	40500-008300		N/A
50/5	50	5	5	2.4	45.2	PE63			40500-008380		N/A
50/6	50	6	6	2.0	46.0	PE100		40550-004649	40550-004650		N/A
63/4	63	4	4	2.5	58.0	PE63		40500-008500	40500-008700		N/A
63/5	63	5	5	3.0	57.0	PE63		40500-008770	40500-008780		N/A
63/6	63	6	6	3.0	57.0	PE80		40550-010189	40550-010190		N/A
75/4	75	4	4	2.9	69.2	PE63			40500-009100		N/A
75/5	75	5	5	3.6	67.8	PE63		40500-009230	40500-009270	40500-009280	N/A
75/6	75	6	6	2.0	71.0	PE80		40550-010194	40550-010195		N/A
90/6	90	6	6	3.5	83.0	PE100		40550-006500	40550-006550	40500-012550**	N/A

Missing catalog numbers available upon request

\* At water temperatures up to 35° C

\*\* PE63



## STANDARD IRRIGATION PE PIPES STRETCHED WRAPPED COILS

MODEL	PIPE OD (MM)	PN (CLASS)	MAX. WORKING PRESSURE (BAR)	MIN. WALL THICKNESS* (MM)	I.D (MM)	MATERIAL CLASS.	TIE COILS PIPE LENGTH				
							25 METER	50 METER	100 METER	200 METER	400 METER
16/4	16	4	4	1.0	14.0	PE40		40500-004200	40500-004300	40500-004400	
20/4	20	4	4	1.2	17.6	PE40		40500-004900	40500-005000	40500-005100	
25/4	25	4	4	1.5	22.0	PE40	40500-005000	40500-005600	40500-005700		N/A
32/4	32	4	4	1.3	29.4	PE63	40500-005500			N/A	N/A
32/4 SOFT	32	4	4	2.4	27.2	PE32					

Missing catalog numbers available upon request

\* At water temperatures up to 35° C



## STANDARD IRRIGATION PE PIPES ROD PIPES

MODEL	PIPE OD (MM)	PN (CLASS)	MAX. WORKING PRESSURE (BAR)	MIN. WALL THICKNESS* (MM)	I.D (MM)	MATERIAL CLASSIFICATION	ROD PIPES LENGTH	
							5.85 METER	11.85 METER
20/4	20	4	4	1.2	17.6	PE40	40500-004710	
25/4	25	4	4	1.5	22.0	PE40	40500-005410	
32/4	32	4	4	1.3	29.4	PE63	40500-006210	40500-006220
40/4	40	4	4	1.6	36.8	PE63	40500-006710	40500-006720
50/4	50	4	4	2.0	46.0	PE63	40500-007510	40500-007520
63/4	63	4	4	2.5	58.0	PE63	40500-008420	40500-008420
63/6	63	6	6	3.0	57.0	PE80	40550-006470	

Missing catalog numbers available upon request, \* At water temperatures up to 35° C



## STANDARD IRRIGATION PE PIPES COILED ON METAL DRUMS

MODEL	PIPE OD (MM)	PN (CLASS)	MAX. WORKING PRESSURE (BAR)	MIN. WALL THICKNESS* (MM)	I.D (MM)	MATERIAL CLASSIFICATION	BIG COILS PIPES LENGTH	
							METERS	
16/4	16	4	4	1.0	14.0	PE40	7000	40500-004600
20/4	20	4	4	1.2	17.6	PE40	4500	40500-005300
25/4	25	4	4	1.5	22.0	PE40	2700	40500-006000
32/4	32	4	4	1.4	29.1	PE63	1800	40500-006500
40/4	40	4	4	1.7	36.5	PE63	1100	40500-007050
40/4 SOFT	40S	4	4	3.0	34.0	PE32		
50/4 SOFT	50	4	4	3.7	42.6	PE32	700	40500-008350
50/5	50	5	5	2.4	45.2	PE63	700	40500-008390
50/6	50	6	6	2.0	46.0	PE100	700	40550-006450

Missing catalog numbers available upon request, \* At water temperatures up to 35° C



## STANDARD IRRIGATION PE PIPES COLORED GRAY

MODEL	PIPE OD (MM)	PN (CLASS)	MAX. WORKING PRESSURE (BAR)	MIN. WALL THICKNESS* (MM)	I.D (MM)	MATERIAL CLASS.	TIE COILS LENGTH			
							50 METER	100 METER	200 METER	400 METER
16/4	16	4	4	1.0	14.0	PE40		40500-004320	40500-004420	
20/4	20	4	4	1.2	17.6	PE40		40500-005050	40500-005150	
25/4	25	4	4	1.5	22.0	PE40		40500-005720	40500-005920	
32/4	32	4	4	1.3	29.4	PE63	40500-006320	40500-006420		
40/4	40	4	4	1.6	36.8	PE63	40500-006740	40500-006920		N/A
50/4	50	4	4	2.0	46.0	PE63		40500-007820		N/A

Missing catalog numbers available upon request, \* At water temperatures up to 35° C



## STANDARD IRRIGATION PE PIPES COLORED PURPLE

MODEL	PIPE OD (MM)	PN (CLASS)	MAX. WORKING PRESSURE (BAR)	MIN. WALL THICKNESS* (MM)	I.D (MM)	MATERIAL CLASS.	TIE COILS PIPE LENGTH
							100 METER
16/4	16	4	4	1.0	14.0	PE40	40560 000800
20/4	20	4	4	1.2	17.6	PE40	
25/4	25	4	4	1.5	22.0	PE40	40560 001050
32/4	32	4	4	1.3	29.4	PE63	40560 001150
32/6	32	6	6	2.0	28.0	PE63	40560-001660
40/4	40	4	4	1.6	36.8	PE63	40560 001250
50/4	50	4	4	2.0	46.0	PE63	40560 001350
50/6	50	6	6	2.0	46.0	PE100	40560-001700
63/4	63	4	4	2.5	58.0	PE63	40560 001450
63/6	63	6	6	3.0	57.0	PE80	40560-001800
75/6	75	6	6	2.0	71.0	PE80	40560-001900
90/6	90	6	6	3.5	83.0	PE100	40560-002000

Missing catalog numbers available upon request, \* At water temperatures up to 35° C

# IRRIGATION PE TUBES & MICRO-TUBES



NETAFIM'S MICRO-TUBES 5X3 MODEL HAVE BEEN IMPROVED. ALL LIGHT GRAY COLORED MICRO-TUBES WILL BE PRODUCED IN BI-LAYER STRUCTURE –

- Light Gray colored – Outer layer (Skin layer)
- Black colored – Inner layer (Main layer)

Using the bi-layer technology in the production of Netafim micro-tubes solves the problem of product opaqueness, prevent algae's development and avoids drippers clogging. The use of Carbon Black in the inner layer gives much better UV resistance than the single-layer product.



## IRRIGATION PE TUBES & MICRO-TUBES TIE COILS

MODEL	PIPE OD (MM)	PIPE ID (MM)	MAX. WORKING PRESSURE (BAR)	MATERIAL CLASS.	COLOR	TIE COILS LENGTH			
						100 METER	200 METER	500 METER	1,000 METER
3 X 5	5.0	3.3	4	SPE	BLACK	40000-002000	40000-002100	40000-002200	40000-002250
3 X 5	5.0	3.3	4	SPE	GRAY**	40005-000202	40005-000201	40005-000200	40005-000203
3 X 5	5.0	3.3	4	SSPE	BLACK	40000-002050		40000-002220	
3 X 5	5.0	3.3	4	SSPE	GRAY**	40005-000102	40005-000103	40005-000101	40005-000104
4 X 6.5	6.5	4.0	4	SPE	BLACK	40000-004700	40000-004800	40000-004900	
4 X 6.5	6.5	4.0	4	SSPE	BLACK	40000-004840			
4 X 6.5	6.5	4.0	4	SSPE	GRAY		40000-004850	40000-004950	
6 X 8	8.0	5.5	4	SPE	BLACK	40000-006510		40000-006580	
9 X 12	12.0	8.7	4	SPE	BLACK	40000-005530			

Missing catalog numbers available upon request, \* At water temperatures up to 35° C | \*\* All Gray colored 3 X 5 micro-tubes produced in bi-layer structure

## IRRIGATION PE TUBES & MICRO-TUBES CUT PIECES

MODEL	PIPE OD (MM)	PIPE ID (MM)	MAX. WORKING PRESSURE (BAR)	MATERIAL CLASS.	COLOR	CUT PIECES PIPE LENGTH (METER)								
						0.15	0.30	0.40	0.50	0.60	0.90	1.00	1.20	1.50
3 X 5	5.0	3.3	4	SPE	BLACK		40000-002500			40000-002800	40000-003000	40000-003030		40000-003065
3 X 5	5.0	3.3	4	SPE	GRAY**			40005-000206	40005-000205	40005-000204		40000-003032		
3 X 5	5.0	3.3	4	SSPE	BLACK					40000-002815	40000-003015	40000-003040		
3 X 5	5.0	3.3	4	SSPE	GRAY**		40000-002540	40005-000105	40005-000106	40000-002810	40000-003020	40005-000107		40000-003080
4 X 6.5	6.5	4.0	4	SPE	BLACK		40000-005040			40000-005100	40000-005170	40000-005220	40000-005260	40000-005340
4 X 6.5	6.5	4.0	4	SSPE	BLACK	40000-005015								
4 X 6.5	6.5	4.0	4	SSPE	GRAY	40000-005020	40000-005070			40000-005120	40000-005190	40000-005290	40000-005280	40000-005360
6 X 8	8.0	5.5	4	SPE	BLACK					40000-006160		40000-006210	40000-006260	40000-006310
9 X 12	12.0	8.7	4	SPE	BLACK					40000-005460	40000-005480	40000-005490	40000-005510	40000-005520

Missing catalog numbers available upon request, \* At water temperatures up to 35° C | Cut pieces micro-tubes can be supplied in any required length between 0.15 and 2.50 m. \*\* All Gray colored 3 X 5 micro-tubes produced in bi-layer structure



## IRRIGATION PE TUBES & MICRO-TUBES TIE COILS

MODEL	PIPE OD (MM)	PIPE ID (MM)	MAX. WORKING PRESSURE (BAR)	MATERIAL CLASSIFICATION	COLOR	TIE COILS PIPE LENGTH			
						100 METER	200 METER	500 METER	1000 METER
8	8.0	5.5	10	PE	BLACK	40000-012500	40000-012600	40000-012700	
8	8.0	5.5	10	PE	BLACK+1 STRIPE BLUE	40000-012800	40000-013300	40000-013800	
8	8.0	5.5	10	PE	BLACK+1 STRIPE GREEN	40000-012900	40000-013400	40000-013900	
8	8.0	5.5	10	PE	BLACK+1 STRIPE RED	40000-013000	40000-013500	40000-014000	
8	8.0	5.5	10	PE	BLACK+1 STRIPE WHITE	40000-013100	40000-013600	40000-014100	
8	8.0	5.5	10	PE	BLACK+1 STRIPE YELLOW	40000-013200	40000-013700	40000-014200	
8	8.0	5.5	10	PE	BLACK+2 STRIPES BLUE	40000-014300		40000-015300	40000-014350
8	8.0	5.5	10	PE	BLACK+2 STRIPES GREEN		40000-014900	40000-015400	40000-014450
8	8.0	5.5	10	PE	BLACK+2 STRIPES RED	40000-014500	40000-015000	40000-015500	40000-014550
8	8.0	5.5	10	PE	BLACK+2 STRIPES WHITE	40000-014600		40000-015600	40000-014650
8	8.0	5.5	10	PE	BLACK+2 STRIPES YELLOW	40000-014700		40000-015700	
8	8.0	5.5	10	PE	BLACK+3 STRIPES BLUE			40000-016800	
8	8.0	5.5	10	PE	BLACK+3 STRIPES GREEN			40000-016900	
8	8.0	5.5	10	PE	BLACK+3 STRIPES RED		40000-016500	40000-017000	
8	8.0	5.5	10	PE	BLACK+3 STRIPES WHITE		40000-016600	40000-017100	
8	8.0	5.5	10	PE	BLACK+3 STRIPES YELLOW				
8	8.0	5.5	10	PE	BLACK+4 STRIPES BLUE				
8	8.0	5.5	10	PE	BLACK+4 STRIPES GREEN				
8	8.0	5.5	10	PE	BLACK+4 STRIPES RED				
8	8.0	5.5	10	PE	BLACK+4 STRIPES WHITE				
8	8.0	5.5	10	PE	BLACK+4 STRIPES YELLOW				

Missing catalog numbers available upon request, \* At water temperatures up to 35° C



# BLANK DRIPPERLINES

Blank dripperlines (without drippers inside). For use in agricultural drip, micro-sprinkler, landscape and mining irrigation systems.



Superb Quality



High Durability



ISO 9261 Certified

## Benefits & Features

- ✓ All pipes are manufactured with UV and oxidation protection making them durable to solar radiation without significant damage for many years
- ✓ Microorganisms or fungi do not attack PE pipes, either internally or externally
- ✓ PE pipes are resistant to saline water, acid or alkaline solutions (excluding highly concentrated solutions) and to most substances employed in agricultural applications
- ✓ Available in standard coil lengths
- ✓ Made with the finest available low/medium density polyethylene resin, especially formulated to resist cracking and kinking, and to ensure long-term reliability
- ✓ Precision manufacturing to ensure the uniformity of internal diameter and wall thickness.

## Specifications & Recommendations

- PE pipes (100% PE, totally recyclable).
- Inside diameters and wall thicknesses according to the Netafim™ dripperline product basket can be used as a risers, connectors or distribution pipes.
- Can be used as distribution pipes for micro-sprinkler irrigation systems.

### → MARKING

On each 1 meter of the blank dripperline there is a mark that represents the following:

NETAFIM	---	16	1.2MM	---	NP 4.0	DAY(A-G)/ WEEK(1-52)/ YEAR(YYYY)	XXX	ISO 9261
↑	↑	↑	↑	↑	↑	↑	↑	↑
COMPANY NAME	DRIPPER NAME	COMMERCIAL DIAMETER (NO UNIT)	WALL THICKNESS: WT=<0.63MM - [MIL], WT=>0.63-[MM]	FLOW RATE (L/H)	MAX. WORKING PRESSURE (NO UNIT)	DATE	LINE NO.	ISO

→ TECHNICAL AND LOGISTICAL INFORMATION

BLANK DRIPPERLINES ON BUNDLED COILS	INSIDE DIAMETER (MM)	WALL THICKNESS (MM)	OUTSIDE DIAMETER (MM)	METER / COIL	TOTAL COILS IN A 40 FEET CONTAINER	COILS WEIGHT (KG) AVERAGE	MAXIMUM WORKING PRESSURE
12010	10.6	1	12.6	400	352	12.7	4.0
				600	370	19.0	
16010	14.2	1	16.2	25	1920	1.5	3.50
				50	1440	2.8	
				100	960	4.5	
				200	480	9.0	
				300	352	13.5	
				500	352	22.3	
16012	14.2	1.2	16.6	25	1920	1.4	4.0
				50	1440	2.8	
				100	960	5.5	
				200	480	11.0	
				300	352	16.5	
				400	352	21.8	
17012	14.6	1.2	17	25	1920	1.5	4.0
				50	1440	2.9	
				100	960	5.7	
				200	480	11.2	
				300	352	17.3	
				400	352	22.5	
20010	17.5	1	19.5	100	960	5.5	3.50
				200	480	11.0	
				300	330	16.5	
20012	17.5	1.2	19.9	100	960	6.7	4.0
				200	480	13.3	
				300	330	19.9	



**BLANK PE DRIPPERLINES - BLACK**

	100 (M)	200 (M)	300 (M)	400 (M)
12010				
16012	19950-001000		19950-001100	19950-001200
16010	19950-001400	19950-001410		
17012	19950-004600	19950-004700		19950-004900
20012		19950-008300	19950-008400	N/A
20010			19950-008700	N/A



**BLANK PE DRIPPERLINES - DARK BROWN SKIN\***

	25 (M)	50 (M)	100 (M)
12010	19950-000910	19950-000920	19950-000930
16012	19950-003100	19950-003120	



**BLANK PE DRIPPERLINES - BRIGHT WHITE SKIN\***

	25 (M)	50 (M)	300 (M)	305 (M)	405 (M)
16012	19950-000600	19950-000605			19950-000610
20012	19950-000700	19950-000705	19950-000706		



**BLANK PE DRIPPERLINES - PURPLE SKIN\***

	200 (M)	300 (M)	400 (M)
16010	19950-003970		
17012			
20012			



**BLANK PE DRIPPERLINES - BROWN SKIN\***

	25 (M)	50 (M)	100 (M)	200 (M)	500 (M)
16012	19950-002700	19950-002720	19950-002740		
16010			19950-003400	19950-003500	19950-003600
17012			19950-006800		



**BLANK PE DRIPPERLINES - LIGHT GRAY SKIN\***


	300 (M)	400 (M)	500 (M)
16012			
16010			19950-003700
17012			
20012		N/A	N/A

\* All colored blank PE dripperlines produced in bi-layer structure  
Missing catalog numbers available upon request

# FlexNet™

## FLEXIBLE PIPES

Innovative mainline and sub-mainline piping solutions that are easy to install, retrieve and relocate. Sub main for all drip irrigation and sprinkler systems and water delivery pipes.



FlexNet™

FlexNet™ HP



Flexible



Portable



Leak free

## Benefits & Features

- ✓ Reduced labor through simple and fast installation and retrieval, that is achieved due to low product weight, pre-ordered welded outlets at a spacing that match farmer needs, and specially-designed dripperline connectors that require no glue or Teflon
- ✓ Reduced weeding and muddy spots thanks to perfect sealing between the patented outlets and the pipe, that are guaranteed to provide top performance over many years
- ✓ Dripperlines remain in the same position throughout the entire season due to avoidance of the "snaking" phenomenon that is prevalent with other sub-main pipes in the market
- ✓ Product longevity is achieved through unique weaving that provides both strength and light weight and thus allow numerous layings and retrievals
- ✓ White colored for high thermal resistance, high chemical resistance and UV resistance
- ✓ Full suite of auxiliary products that ensure simplicity, connectivity and maintenance that guarantees product's extended performance

## Specifications & Recommendations

	FLEXNET™	FLEXNET HP™
ISO 16438 STANDARD COMPATABILITY	✓	✓
AVAILABLE DIAMETERS	2", 3", 4", 5", 6", 8", 10", 12"	2", 3", 4", 6", 8"
COIL LENGTH	50 OR 100 METER	50 OR 100 METER
WELDED OUTLET COLOR	GREEN	GREEN
COLOR STRIP FOR EASY IDENTIFICATION	BLACK	GREEN
RAW MATERIAL	PP	PP
MAXIMUM WORKING PRESSURE	DEPENDING ON PIPE DIAMETER (SEE TABLE BELOW)	

→ FlexNet™ TECHNICAL DATA

FLEXNET™	INSIDE DIAMETER (MM)	WALL THICKNESS (MM)	OUTSIDE DIAMETER (MM)	MAX. WORKING PRESSURE (BAR)
2" / 51 MM	51.5	0.75	53.2	2.5
3" / 78 MM	78.3	0.75	80.0	2.0
4" / 102 MM	102.5	0.75	104.2	1.7
5" / 129 MM	129.0	0.75	130.5	1.5
6" / 163 MM	163.0	0.75	164.7	1.4
8" / 209 MM	209.0	0.75	210.7	1.0
10" / 260 MM	260.0	0.75	261.7	0.8
12" / 320 MM	320.0	0.75	321.7	0.65

→ FlexNet™ PACKAGING DATA

FLEXNET™	COIL LENGTH (M)	DIMENSIONS WIDTH * DIAMETER (CM*CM)	COIL WEIGHT BLANK / WITH CONNECTORS (KG)	COILS PER PALLET (UNITS)	COIL LENGTH (M)	DIMENSIONS WIDTH * DIAMETER (CM*CM)	COIL WEIGHT BLANK / WITH CONNECTORS (KG)	COILS PER PALLET (UNITS)
2"/ 51 MM	100	10.0*70	12/14	20	50	10.0*55	6/7	20
3"/ 78 MM	100	14.2*70	17/19	14	50	14.2*55	9/10	14
4"/ 102 MM	100	18.5*70	21/23	12	50	18.5*55	11/12	12
5"/ 129MM	100	22*70	26/27	10	50	22*55	13/14	10
6"/ 163 MM	100	27.5*70	32/34	8	50	27.5*55	16/17	8
8"/ 209 MM	100	33.5*70	40/41	6	50	33.5*55	20/21	6
10"/ 260MM	100	42.5*70	49/50	4	50	42.5*55	25/26	4
12"/ 320MM	100	51.5*70	60/61	4	50	51.5*55	30/31	4

\* Coils dimensions may vary if the spacing between the integral connectors is less than 1m


→ FlexNet HP™ TECHNICAL DATA

FLEXNET HP™	INSIDE DIAMETER (MM)	WALL THICKNESS (MM)	OUTSIDE DIAMETER (MM)	MAX. WORKING PRESSURE (BAR)
2" / 51 MM	51.5	1.1	53.7	4.0
3" / 78 MM	78.3	1.1	80.5	4.0
4" / 102 MM	102.5	1.1	104.7	4.0
6" / 163 MM	163.0	1.1	165.2	2.8
8" / 209 MM	209.0	1.1	210.7	2.0

→ FlexNet HP™ PACKAGING DATA

FLEXNET HP™	COIL LENGTH (M)	DIMENSIONS WIDTH * DIAMETER (CM*CM)	COIL WEIGHT BLANK / WITH CONNECTORS (KG)	COILS PER PALLET (UNITS)	COIL LENGTH (M)	DIMENSIONS WIDTH * DIAMETER (CM*CM)	COIL WEIGHT BLANK / WITH CONNECTORS (KG)	COILS PER PALLET (UNITS)
2"/ 51 MM	100	9.0*70	17/19	20	50	9.0*55	9/10	20
3"/ 78 MM	100	14.0*70	24/26	14	50	14.0*55	13/14	14
4"/ 102 MM	100	18.5*70	31/32	12	50	18.5*55	16/17	12
6"/ 163 MM	100	27.5*70	47/48	8	50	27.5*55	24/25	8
8"/ 209 MM	100	33.5*70	58/59	6	50	33.5*55	29/30	6

→ FlexNet™ CATALOG NUMBERS



FLEXNET™	BLANK PIPE 50 METER	BLANK PIPE 100 METER
2" / 51 MM	43002-000177	43002-000179
3" / 78 MM	43002-000197	43002-000199
4" / 102 MM	43002-000203	43002-000205
5" / 129 MM	43002-000006	43002-000005
6" / 163 MM	43002-000220	43002-000222
8" / 209 MM	43002-000230	43002-000237
10" / 260 MM	43002-000247	43002-000257
12" / 320 MM	43002-000267	43002-000277

→ FlexNet™ PIPES WITH INTEGRAL WELDED CONNECTORS

FLEXNET™	0.50 (M) BETWEEN CONNECTIONS		0.70 (M) BETWEEN CONNECTIONS		0.75 (M) BETWEEN CONNECTIONS	
	50 METER	100 METER	50 METER	100 METER	50 METER	100 METER
2"/51 MM	43002-000410	43002-000420	43002-000440	43002-000450	43002-000470	43002-000480
3"/78 MM	43002-001050	43002-001060	43002-001848	43002-001850	43002-001858	43002-001860
4"/102 MM	43002-002519	43002-002523	43002-002550	43002-002552	43002-002555	43002-002557
5"/129 MM						
6"/163 MM	43002-003290	43002-003300	43002-003918	43002-003920	43002-003930	43002-003935
8"/209 MM					43002-004990	43002-005000
10"/260 MM						

→	0.80 (M) BETWEEN CONNECTIONS		0.90 (M) BETWEEN CONNECTIONS		1.00 (M) BETWEEN CONNECTIONS	
	50 METER	100 METER	50 METER	100 METER	50 METER	100 METER
2"/51 MM	43002-000500	43002-000510	43002-000560	43002-000570	43002-000590	43002-000600
3"/78 MM	43002-001861	43002-001863	43002-001888	43002-001890	43002-001898	43002-001900
4"/102 MM	43002-002562	43002-002564	43002-002568	43002-002570	43002-002590	43002-002600
5"/129 MM						
6"/163 MM			43002-003938	43002-003940		
8"/209 MM						
10"/260 MM						

→	1.40 (M) BETWEEN CONNECTIONS		1.50 (M) BETWEEN CONNECTIONS		1.60 (M) BETWEEN CONNECTIONS	
	50 METER	100 METER	50 METER	100 METER	50 METER	100 METER
2"/51 MM	43002-000650	43002-000660	43002-000680	43002-000690		
3"/78 MM	43002-001998	43002-002000	43002-002010	43002-002012	43002-002015	43002-002017
4"/102 MM	43002-003001	43002-003000	43002-003030	43002-003032	43002-003080	43002-003090
5"/129 MM		43002-000002		43002-000003		43002-000004
6"/163 MM	43002-003984	43002-003990	43002-003997	43002-004000	43002-004020	43002-004030
8"/209 MM			43002-005010	43002-005020		
10"/260 MM						


\* Missing catalog numbers available upon request

\*\* Other distances and configurations between integral welded connectors available upon request

Additional catalog numbers can be configured by the FlexNet™ on-line configurator: <http://productconfig.netafim.com/>

→ FlexNet HP™ BLANK PIPES CATALOG NUMBERS

FLEXNET HP™	BLANK PIPE 50 METER	BLANK PIPE 100 METER
2" / 51 MM	43000-000510	43000-000530
3" / 78 MM	43000-000550	43000-000560
4" / 102 MM	43000-000580	43000-000600
6" / 163 MM	43000-000650	43000-000670
8" / 209 MM	43000-000675	43000-000680



→ FlexNet HP™ PIPES WITH INTEGRAL WELDED CONNECTORS

FLEXNET HP™	0.50 (M) BETWEEN CONNECTIONS		1.00 (M) BETWEEN CONNECTIONS		1.20 (M) BETWEEN CONNECTIONS	
	50 METER	100 METER	50 METER	100 METER	50 METER	100 METER
2" / 51 MM	43000-006100	43000-006200	43000-006760	43000-006800	43000-006860	43000-006900
3" / 78 MM	43000-009460	43000-009470	43000-008504	43000-010015	43000-008507	43000-010030
4" / 102 MM	43000-011850	43000-013870				43000-014035
6" / 163 MM						
8" / 209 MM			43000-015100	43000-015102		

→	1.50 (M) BETWEEN CONNECTIONS		1.80 (M) BETWEEN CONNECTIONS		1.93 (M) BETWEEN CONNECTIONS	
	50 METER	100 METER	50 METER	100 METER	50 METER	100 METER
2" / 51 MM			43000-006940	43000-006980		43000-007000
3" / 78 MM	43000-008550	43000-010050	43000-008600	43000-010100	43000-008700	43000-010200
4" / 102 MM	43000-012050	43000-014050	43000-012100	43000-014100	43000-012200	43000-014200
6" / 163 MM	43000-015001	43000-015003				
8" / 209 MM						

→	5.00 (M) BETWEEN CONN.	8.00 (M) BETWEEN CONNECTIONS		10.00 (M) BETWEEN CONNECTIONS	
	100 METER	50 METER	100 METER	50 METER	100 METER
2" / 51 MM	43000-007240	43000-007265	43000-007275	43000-007320	43000-007360
3" / 78 MM	43000-010225	43000-008780	43000-010280	43000-008800	43000-010300
4" / 102 MM		43000-012270	43000-014270	43000-012300	43000-014300
6" / 163 MM					
8" / 209 MM					

\* Missing catalog numbers available upon request



\*\* Other distances and configurations between integral welded connectors available upon request

Additional catalog numbers can be configured by the FlexNet™ on-line configurator: <http://productconfig.netafim.com/>

## → FlexNet™ TO DRIPPERLINES CONNECTORS

TO USE WITH INTEGRAL WELDED CONNECTORS

### START CONNECTORS FOR 12 MM TWD/MWD DRIPPERLINES

PRODUCT PICTURE	PRODUCT DESCRIPTION	CATALOG NUMBER	FLEXNET™	FLEXNET HP™
	FAST ELBOW 12 W/BLUE RING MTH ½"	32500-003360	✓	✓
	FAST "T" 12 W/BLUE RING MTH ½"	32500-002565	✓	✓

### START CONNECTORS FOR 16 MM TWD/MWD DRIPPERLINES





PRODUCT PICTURE	PRODUCT DESCRIPTION	CATALOG NUMBER	FLEXNET™	FLEXNET HP™
	FAST ELBOW 16 W/BLUE RING MTH ½"	32500-015381	✓	✓
	FAST "T" 16 W/BLUE RINGS MTH ½"	32500-015341	✓	✓
	FAST ELBOW 16 W/O RING MTH ½"	32500-015380	✓	✓
	FAST "T" 16 W/O RINGS MTH ½"	32500-015340	✓	✓
	WHITE RING 16 FOR MWD	32500-017600	✓	✓
	BLACK FLAT RING FOR HWD	32000-006950	✓	✓
	TWIST LOCK ELBOW 16 MTH ½"	32500-011380	✓	✓
	TWIST LOCK ELBOW "T" 16 MTH ½"	32500-011370	✓	✓

TWD - Thin Wall Dripperlines  
MWD - Medium Wall Dripperlines


## START CONNECTORS FOR 22 & 25 MM TWD/MWD DRIPPERLINES

PRODUCT PICTURE	PRODUCT DESCRIPTION	CATALOG NUMBER	FLEXNET™	FLEXNET HP™
	FAST ELBOW 22 W/BLUE RING MTH ½"	32500-034020	✓	✓
	100 UNITS/BAG	32500-034040		
	FAST "T" 22 W/BLUE RINGS MTH ½"	32500-034120	✓	✓
	100 UNITS/BAG	32500-034130		
	FAST ELBOW 22 W/O RING MTH ½"	32500-034000	✓	✓
	FAST "T" 22 WITHOUT RINGS MTH ½"	32500-034100	✓	✓
	WHITE RING 22 FOR MWD 1 UNIT	32500-017740	✓	✓
	50 UNITS/BAG	32500-017741		
	100 UNITS/BAG	32500-017742		
	TL ELBOW 22 MTH ½"	32500-014770	✓	✓
	TL "T" 22 X 2 MTH ½"	32500-014750	✓	✓
	FAST ELBOW 25 W/BLACK RING MTH ½"	32500-034220	✓	✓
	FAST "T" 25 W/BLACK RING MTH ½"	32500-034320	✓	✓

## START CONNECTORS FOR 16/17 MM HWD DRIPPERLINES

PRODUCT PICTURE	PRODUCT DESCRIPTION	CATALOG NUMBER	FLEXNET™	FLEXNET HP™
	ELBOW NUT LOCK 16 MTH ½"	76200-002700	✓	✓
	"T" NUT LOCK 16 X 2 MTH ½"	76200-004300	✓	✓
	ELBOW BARB 16 MTH ½"	32500-012700	✓	✓
	"T" BARB 16 X 2 MTH ½"	32500-011600	✓	✓

## FlexNet™ COMPLEMENTARY PRODUCTS

PRODUCT PICTURE	PRODUCT DESCRIPTION	CATALOG NUMBER	FLEXNET™	FLEXNET HP™
	FXN PLUG ½" MTH+O RING/50 BAG	42000-027105	✓	✓
	FXN PLUG ½" MTH+O RING/100 BAG	42000-027110		
	NETAFIX NFP PUNCTURE FIX KIT BOX	42000-007000	✓	✓
	NETAFIX NFP SPARE PARTS /20 BAG	42000-007010		

HWD - Heavy Wall Dripperlines






→ FlexNet™ CONNECTORS KITS


NOTE: ALL THE PRODUCTS ARE SUPPLIED AS A KIT INCLUDING THE SEAL AND METAL BAND

PRODUCT PICTURE	PRODUCT DESCRIPTION	CATALOG NUMBER	FLEXNET™	FLEXNET HP™
<b>COUPLING CONNECTOR</b>				
	FXN COUPLING 2" X 2" KIT	43040-018000	✓	✓
	FXN COUPLING 3" X 3" KIT	43040-018150	✓	✓
	FXN COUPLING 4" X 4" KIT	43040-018300	✓	✓
	FXN COUPLING 6" X 6" KIT	43040-031600	✓	✗
	FXN COUPLING 8" X 8" KIT	43040-031700	✓	✗
	FXN COUPLING 10" X 10" KIT	43040-031800	✓	✗
	FXN COUPLING 12" X 12" KIT	43040-031900	✓	✗
	FXN HP COUPLING 6" X 6" KIT 4 CLAMP	43040-100600	✓	✓
	XN HP COUPLING 8" X 8" KIT 4 CLAMP	43040-100700	✓	✓
<b>COUPLING CONNECTOR WITH READY MADE PORT*</b>				
	FXN COUPLING 2"+½" FTH BSP KIT	43040-030600	✓	✓
	FXN COUPLING 3"+½" FTH BSP KIT	43040-030700	✓	✓
	FXN COUPLING 4"+½" FTH BSP KIT	43040-030800	✓	✓
<b>LINE END CAP CONECTOR</b>				
	FXN LINE END CAP 2" KIT	43040-020710	✓	✓
	FXN LINE END CAP 3" KIT	43040-020720	✓	✓
	FXN LINE END CAP 4" KIT	43040-020730	✓	✓
	FXN LINE END CAP 6" KIT	43040-000400	✓	✗
	FXN LINE END CAP 8" KIT	43040-000401	✓	✗
	FXN LINE END CAP 10" KIT	43040-000402	✓	✗
	FXN LINE END CAP 12" KIT	43040-000403	✓	✗
<b>BARB X MTH BSP ADAPTOR</b>				
	FXN MTH 2"BSP X 2" KIT	43040-018050	✓	✓
	FXN MTH 3"BSP X 3" KIT	43040-018200	✓	✓
	FXN MTH 4"BSP X 4" KIT	43040-018350	✓	✓
<b>BARB X MTH NPT ADAPTOR</b>				
	FXN MTH 2"NPT X 2" KIT	43040-018205	✓	✓
	FXN MTH 3"NPT X 3" KIT	43040-018210	✓	✓
	FXN MTH 4"NPT X 4" KIT	43040-018380	✓	✓
<b>BARB X MTH BSP ADAPTOR WITH READY MADE PORT</b>				
	FXN MTH 2"BSP X 2"+½" FTH BSP KIT	43040-030900	✓	✓
	FXN MTH 3"BSP X 3"+½" FTH BSP KIT	43040-031000	✓	✓
	FXN MTH 4"BSP X 4"+½" FTH BSP KIT	43040-031100	✓	✓



\*½" threaded outlet

PRODUCT PICTURE	PRODUCT DESCRIPTION	CATALOG NUMBER	FLEXNET™	FLEXNET HP™
<b>BARB X PVC SW ADAPTOR</b>				
	FXN SW ADAPTER ISO 50/63 X 2" KIT	43040-018100	✓	✓
	FXN SW ADAPTER ISO 75/90 X 3" KIT	43040-018250	✓	✓
	FXN SW ADAPTER ISO 110" X 4" KIT	43040-018400	✓	✓
	FXN SW ADAPTER ASTM 1½/2" X 2" KIT	43040-018605	✓	✓
	FXN SW ADAPTER ASTM 2½/3" X 3" KIT	43040-018610	✓	✓
	FXN SW ADAPTER ASTM 4" X 4" KIT	43040-018381	✓	✓
	FXN SW ADAPTER ISO 160MM X 6" KIT	43040-032000	✓	✗
	FXN SW ADAPTER ISO 200MM X 8" KIT	43040-032100	✓	✗
	FXN SW ADAPTER ISO 250MM X 10" KIT	43040-032200	✓	✗
	FXN SW ADAPTER ISO 315MM X 12" KIT	43040-032300	✓	✗
	FXN SW ADAPTER ASTM 6" KIT	43040-032400	✓	✗
	FXN SW ADAPTER ASTM 8" KIT	43040-032500	✓	✗
	FXN SW ADAPTER ASTM 10" KIT	43040-032600	✓	✗
	FXN HP SW ISO 160MM X 6" KIT 2 CLAMP	43040-100601	✓	✓
	FXN HP SW ISO 200MM X 8" KIT 2 CLAMP	43040-100701	✓	✓
	FXN HP SW ASTM 6" X 6" KIT 2 CLAMP	43040-100602	✓	✓
	FXN HP SW ASTM 8" X 8" KIT 2 CLAMP	43040-100702	✓	✓



### BARB X PVC SW ISO ADAPTOR WITH READY MADE PORT

	FXN SW ADAPTER ISO 50/63 X 2"+½" FTH KIT	43040-031200	✓	✓
	FXN MTH 3"BSP X 3"+½" FTH BSP KIT	43040-031300	✓	✓
	FXN SW ADAPTER ISO 110" X 4"+½" FTH KIT	43040-031400	✓	✓


### ELBOW CONNECTOR

	FXN ELBOW 2" X 2" KIT	43040-018900	✓	✓
	FXN ELBOW 3" X 3" KIT	43040-019000	✓	✓
	FXN ELBOW 4" X 4" KIT	43040-019100	✓	✓
	FXN ELBOW 6" X 6" KIT	43040-000410	✓	✗
	FXN ELBOW 8" X 8" KIT	43040-000411	✓	✗
	FXN ELBOW 10" X 10" KIT	43040-000412	✓	✗
	FXN ELBOW 12" X 12" KIT	43040-000413	✓	✗

### "T" CONNECTOR

	FXN TEE 2" X 2" X 2" KIT	43040-019500	✓	✓
	FXN TEE 3" X 3" X 3" KIT	43040-019600	✓	✓
	FXN TEE 4" X 4" X 4" KIT	43040-019700	✓	✓
	FXN TEE 6" X 6" X 6" KIT	43040-000420	✓	✓
	FXN TEE 8" X 8" X 8" KIT	43040-000421	✓	✗
	FXN TEE 10" X 10" X 10" KIT	43040-000422	✓	✗
	FXN TEE 12" X 12" X 12" KIT	43040-000423	✓	✗



### "T" TRANSITION CONNECTOR

	FXN TEE 3" X 2" X 3" KIT	43040-020100	✓	✓
	FXN TEE 4" X 3" X 4" KIT	43040-020200	✓	✓


\* Two clamps on each side are needed due to the FlexNet HP™ nominal pressure

## → FlexNet™ CONNECTORS KITS

NOTE: ALL THE PRODUCTS ARE SUPPLIED AS A KIT INCLUDING THE SEAL AND METAL BAND

PRODUCT PICTURE	PRODUCT DESCRIPTION	CATALOG NUMBER	FLEXNET™	FLEXNET HP™
<b>TRANSITION CONNECTOR</b>				
	FXN REDUCING ADAPTER 3" X 2" KIT	43040-020300	✓	✓
	FXN REDUCING ADAPTER 4" X 3" KIT	43040-020400	✓	✓
	FXN REDUCING ADAPTER 6" X 4" KIT	43040-031608	✓	✗
	FXN REDUCING ADAPTER 8" X 6" KIT	43040-000430	✓	✗
	FXN REDUCING ADAPTER 10" X 8" KIT	43040-000431	✓	✗
	FXN REDUCING ADAPTER 10" X 12" KIT	43040-000435	✓	✗



### FLANGE-BARB

	FXN FLANGE ISO63 X 2" KIT	43040-030000	✓	✓
	FXN FLANGE ISO90 X 3" KIT	43040-030100	✓	✓
	FXN FLANGE ISO110 X 4" KIT	43040-030200	✓	✓
	FXN FLANGE ISO160 X 6" KIT	43040-000300	✓	✗
	FXN FLANGE ISO200 X 8" KIT	43040-000301	✓	✗
	FXN FLANGE ISO260 X 10" KIT	43040-000302	✓	✗
	FXN FLANGE ISO260 X 10" KIT	43040-000303	✓	✗


### FLUSHING LINE END

	FXN FLUSH VALVE X 2" KIT	43040-030300	✓	✓
	FXN FLUSH VALVE X 3" KIT	43040-030400	✓	✓
	FXN FLUSH VALVE X 4" KIT	43040-030500	✓	✓
	FXN FLUSH VALVE X 6" KIT	43040-030501	✗	✓
	FXN FLUSH VALVE X 8" KIT	43040-030502	✗	✓
	FXN FLUSH VALVE X 10" KIT	43040-030503	✗	✓
	FXN FLUSH VALVE X 12" KIT	43040-030504	✗	✓



## → FlexNet™ CONNECTOR THREADING TOOLS

PRODUCT PICTURE	PRODUCT DESCRIPTION	CATALOG NUMBER	FLEXNET™	FLEXNET HP™
	½" BSP HAND TAP (THREAD)	45000-003185	✓	✓
	FLAT WOOD DRILL BIT 18MM FOR BSP ½" TAP	45000-003162	✓	✓

→ FlexNet™ SPARE PARTS

PRODUCT PICTURE	PRODUCT DESCRIPTION	CATALOG NUMBER	FLEXNET™	FLEXNET HP™
	FXN SS304 CLAMP 2"	43040-100000	✓	✓
	FXN SS304 CLAMP 3"	43040-100010	✓	✓
	FXN SS304 CLAMP 4"	43040-100020	✓	✓
	FXN SS304 CLAMP 6"	43040-100030	✓	✓
	FXN SS304 CLAMP 8"	43040-100040	✓	✗
	FXN SS304 CLAMP 10"	43040-100050	✓	✗
	FXN SS304 CLAMP 12"	43040-100060	✓	✗
	FXN ORING SEAL EPDM 40*4.538 FOR 2"	43040-006200	✓	✓
	FXN ORING SEAL EPDM 60X4.5 FOR 3"	43040-006230	✓	✓
	FXN ORING SEAL EPDM 80X4.5 FOR 4"	43040-006260	✓	✓
	FXN RUBBER SEAL F/BARB CONN. 6"	43020-010000	✓	✓
	FXN RUBBER SEAL F/BARB CONN. 8"	43020-010050	✓	✗
	FXN RUBBER SEAL F/BARB CONN.10"	43020-010100	✓	✗
	FXN RUBBER SEAL F/BARB CONN.12"	43020-010150	✓	✗

→ LAYING AND RETRIEVING MACHINE

PRODUCT PICTURE	PRODUCT DESCRIPTION	CATALOG NUMBER
<b>HYDRAULIC MACHINE</b>		
	LAYING & RECOILING MACHINE 2"-4" FXN/FXN HP	77200-001130
<b>MANUAL MACHINE</b>		
	MANUAL LAYING & RECOILING MACHINE 2"-6" FXN/FXN HP	77200-001130

→ FlexNet™ ACCESSORIES FOR SPRINKLERS SYSTEM

PRODUCT PICTURE	PRODUCT DESCRIPTION	CATALOG NUMBER
	FEMALE PRESS FIT CONN. + 1.2 METER 9*12 TUBE + BARB/MALE F&S CONNECTION  These 3 products are supplied assembled, and as separate products in the same box: flat female/1/2" male threaded s&f conn. + Stake adapter that fits a 6 mm rod	64020-006150
	IMP SPR STAND 9*12 120CM W/OSTK F&S FLX	64520-004910
	SPR STAND QUICK CONN MALE/BARB 12+"O" RING	65080-005060
	SPR STAND FTN F&S CONN FEMALE/ 1/2" MTH	65080-005210
	SPR STAND F&S CONN LOCKING SLEEVE 12	65080-005090
	MEGA-BASE	64520-002480
	MEGA-SUPPORTING ARM	64520-002485
	MEGA-RISER 1/2" 0.4 METER LENGTH 1/2" MALE THREADED - 1/2" FEMALE THREADED	64520-002490
	METAL ROD, 6 MM DIAMETER, 100 CM LENGTH	65080-001100
	METAL ROD, 6 MM DIAMETER, 120 CM LENGTH	65080-001200
	METAL ROD, 8 MM DIAMETER, 100 CM LENGTH	65080-001600
	METAL ROD, 8 MM DIAMETER, 120 CM LENGTH	65080-001700

\* For more information please see Netafim™ Micro Sprinklers, Micro Emitters & Sprinklers catalogue

→ NetaStand™ CATALOG NUMBERS

PRODUCT PICTURE	PRODUCT DESCRIPTION	CATALOG NUMBER
	BASE NETASTAND FTH 1/2"-24/CAR. BASE FOR 1/2" RISER. <b>ORDER BY BOX:</b> 1 BOX CONTAIN 24 UNITS	60101-000900
	BASE NETASTAND FTH 3/4"-24/CAR. BASE FOR 3/4" RISER. <b>ORDER BY BOX:</b> 1 BOX CONTAIN 24 UNITS	60101-000901
	MEGA-RISER 1/2"- 0.4 M LENGTH - 1/2" MTH - 1/2" FTH	64520-004910
	PLASTIC RISER 3/4" M-F TH 40CM COMPLETE	65080-005060
	NETASTD 9M FXN HPPP 2" W/ 2"CONC 120 SETS/PALLET	60101-000964
	NETASTD 10M FXN HPPP 2" W/2"CONC 120 SETS/PALLET	60101-000965
	NETASTD 12M FXN HPPP 2" W/2"CONC 120 SETS/PALLET	60101-000966
	NETASTD 15M FXN HPPP 3" W/3"CONC 120 SETS/PALLET	60101-000967
	NETASTD 9M FXN HPPP 2" W/ 2"CONC 4 SETS/BOX	60101-000960
	NETASTD 10M FXN HPPP 2" W/ 2"CONC 4 SETS/BOX	60101-000961
	NETASTD 12M FXN HPPP 2" W/ 2"CONC 4 SETS/BOX	60101-000962
	NETASTD 15M FXN HPPP 3" W/ 3"CONC 4 SETS/BOX	60101-000963



04-0020-PIPES-CAT-0020-EN

**GROW MORE WITH LESS™**



[www.netafim.com](http://www.netafim.com)